

PHEAA and State Grant & Special Programs Update 2016 PASFAA Annual Conference

James L. Preston

Christine Zuzack

Elizabeth McCloud



2016-17 Appropriations

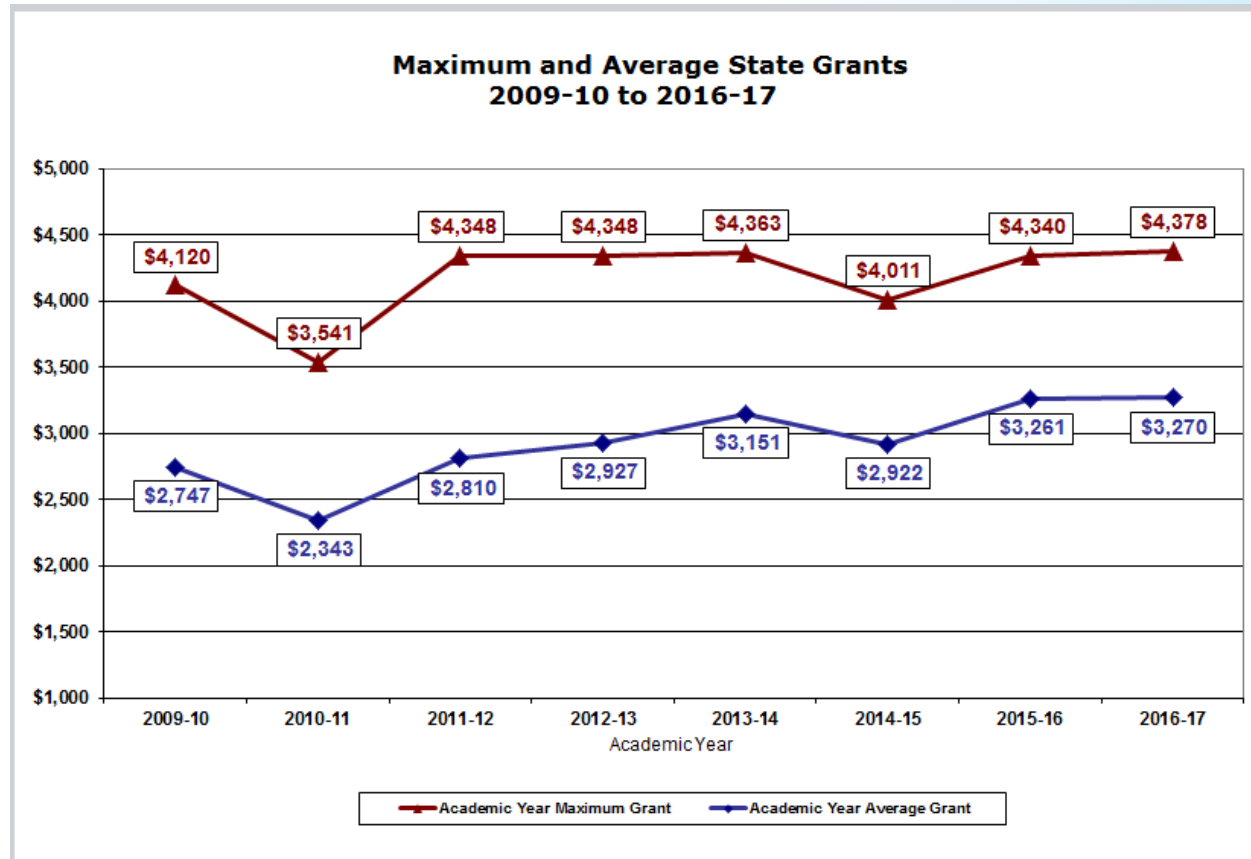
Programs (in millions)	2015-2016 Budget	2016-2017 PHEAA Requested Budget	2016-2017 Governor's Recommendation	2016-2017 Approved Budget	Change from 2015- 2016
Pennsylvania State Grant Program	\$266.235	\$362.132	\$305.235	\$272.891	2.50%
Institutional Assistance Grants (IAG) Program	25.121	25.608	24.389	25.749	2.49%
Matching Funds Program	12.496	13.121	12.496	12.496	0.00%
Horace Mann Bond - Leslie Pinckney Hill Scholarship Program	.534	.534	1.250	.697	30.52%
Cheyney University Keystone Academy Program	1.525	2.000	2.550	1.813	18.88%
Higher Education for the Disadvantaged (Act 101)	2.246	2.358	2.246	2.246	0.00%
Higher Education for Blind and Deaf Students	.047	.049	.047	.047	0.00%
Pennsylvania Internship Program Grant	.350	.350	.450	.350	0.00%
Ready to Succeed Scholarship Program	5.000	5.000	5.000	5.000	0.00%
TOTAL	\$313.554	\$411.152	\$353.663	\$321.289	2.46%

Application History

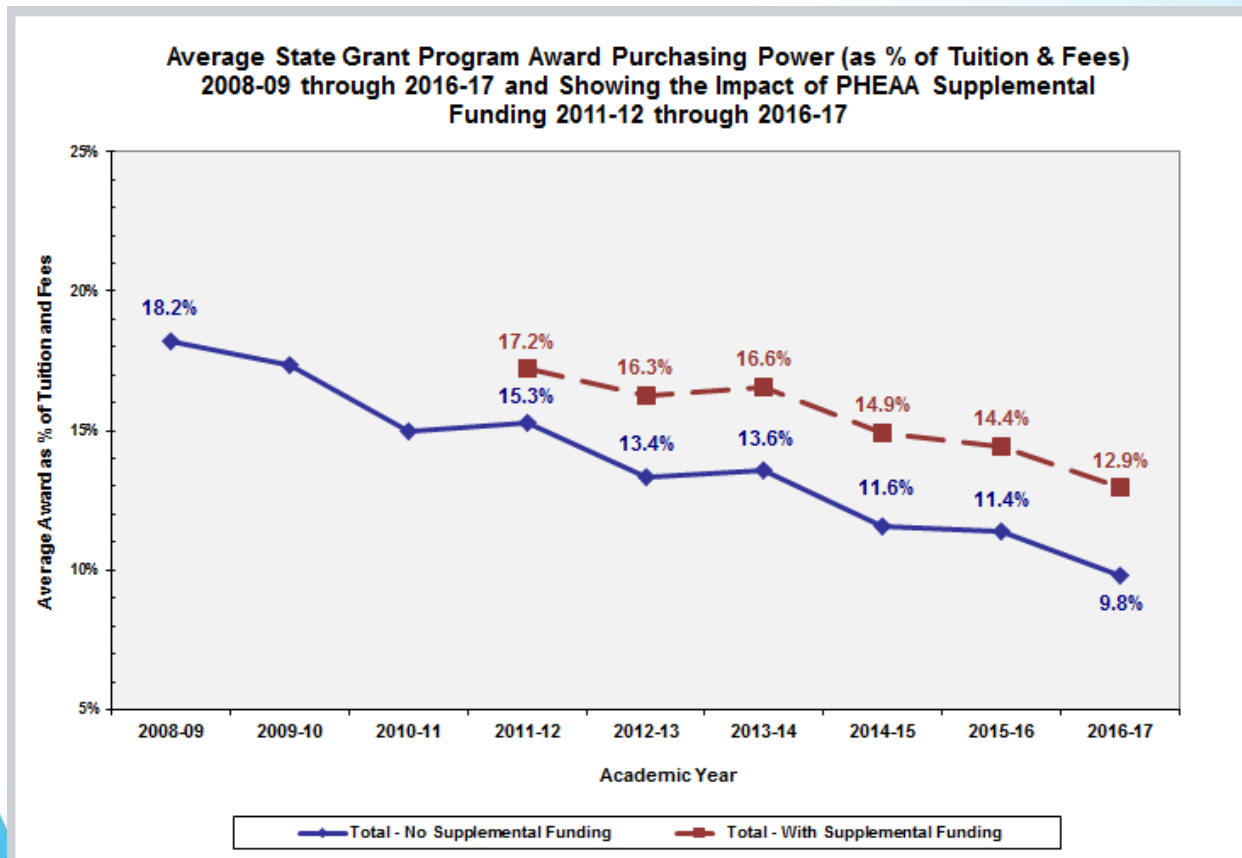
FAFSA and State Grant Applications as of October 1 for Each Corresponding Year						
	2014-15		2015-16		2016-17	
	FAFSA	State Grant	FAFSA	State Grant	FAFSA	State Grant
4-YR Private	137,782	109,315	132,552	104,647	129,679	102,722
PASSHE	88,786	80,673	85,503	77,302	82,593	74,453
State-Related	100,280	89,409	98,745	87,921	96,134	85,831
2-YR Private	10,360	10,009	9,893	9,531	6,972	6,669
Community College	127,088	123,111	120,691	116,897	111,796	108,120
Nursing	2,909	2,474	2,606	2,232	2,358	2,052
BTT	40,295	38,971	34,385	33,098	31,157	29,977
Out-of-State	109,202	85,234	105,476	82,129	104,849	81,576
Unknown	14,491	11,797	12,797	10,273	11,940	9,589
Total	631,193	550,993	602,648	524,030	577,478	500,989

8.51% decline in FAFSAs received from 2014-15 to 2016-17

Award History



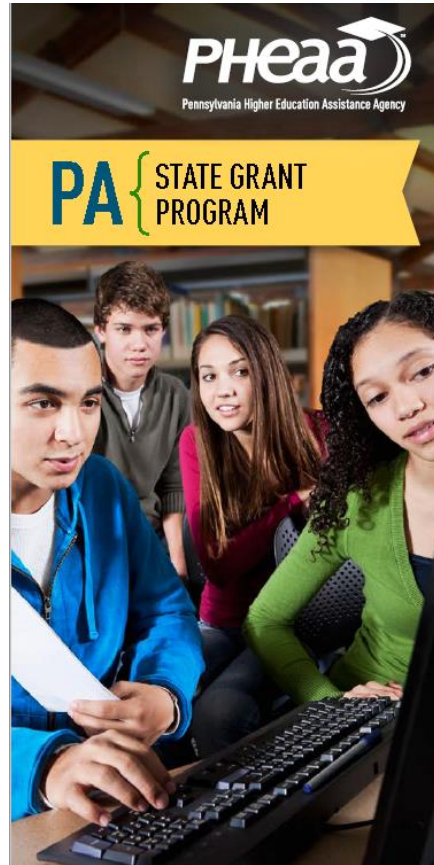
Purchasing Power



2017-18 Budget

Programs (in millions)	2015-2016 Budget	2016-2017 Budget	2017-2018 Budget Request	2016-17 to 2017- 18 Percent Change
PA State Grant Program	\$266.235	\$272.891	\$352.029	29.0%
Institutional Assistance Grants	25.121	25.749	27.036	5.0%
Matching Funds	12.496	12.496	13.121	5.0%
Higher Education for the Disadvantaged (Act 101)	2.246	2.246	2.358	5.0%
Higher Education for Blind or Deaf Students	0.047	0.047	0.049	4.3%
Cheyney University Keystone Academy	1.525	1.813	3.500	93.1%
Horace Mann Bond-Leslie Pinckney Hill Scholarship	0.534	0.697	0.697	0.0%
Pennsylvania Internship Program Grants	0.350	0.350	0.350	0.0%
Ready to Succeed Scholarships	5.000	5.000	5.000	0.0%
Total	\$313.554	\$321.289	\$404.140	25.8%

State Grant



2017-18 Processing

- 7,668 ISIRs received October 3
- SGF available October 1
- Early Estimator available October 3
- Mid-October:
 - SGF emails
 - paper Status Notices and postcards
 - FAA Status Listings/transmission
 - Grant Applicant Status (GAPS) reports
 - Student Display (FG59)
 - Partner Interface activated

SGF Choices

Pennsylvania State Grant Form

[Need Help?](#)

We're here to assist you.



State Grant Form Selection

Academic Year	Next Steps
2016-17	<p>Complete Your 2016-17 State Grant Form If you have not submitted your 2016-17 PA State Grant Form please complete the form using our online application.</p> <p>Continue >></p>
2017-18	<p>Complete Your 2017-18 State Grant Form If you have not submitted your 2017-18 PA State Grant Form please complete the form using our online application.</p> <p>Continue >></p>

Viewing 2017-18 SG Records

For a school listed as a 2 through 10 choice on the FAFSA:

- Cannot see the student's record in the State Grant system (FG59 or Partner Interface, including FG0B and FG7E).
- Estimates will not be provided via displays, status listings or status transmissions.
- It is possible to not have the ability to view a student's State Grant record and then be able to view it if subsequent activity from the student changes the first school choice.

OE CODE ORDER OF SCHOOLS ON THE 2018-19 FAFSAs FOR STATE GRANT AGENCIES!

2017-18 Early Estimator

- 2017-18 Early Estimator released first week of October
- Maximum award of \$3,697
- **All schools must use for State Grant estimates so that awards are uniform across educational sectors and schools**
- Estimator updated as needed

2017-18 Special Consideration

- PHEAA will use estimated 2017 income for special consideration requests.
- October 2017 validation conducted to review accuracy of estimates.

ABLE Accounts

- PA ABLE Act (SB 879) April 18, 2016 - permits savings accounts for individuals with disabilities
- Exempts contributions and earnings from calculation of eligibility for any state financial aid programs – just like PA TAP
- Will take some time for PA Treasury to implement

Bona Fide Five-Year Program

- Permits up to an additional year of State Grant eligibility
- Reported through the annual cost collection effort
- PHEAA review of reported programs revealed many programs misreported
- FG3M display entitled “Five-Year Program” (left side of page 1, line 12) has a code “A”

Program of Study

- Questions on religious programs of study being removed from SGF

2017 Summer State Grant

- Student application period is March 15 through August 15
- Awards not determined until after 2017-18 AY awards are announced
- Minimum number of weeks of enrollment decreased to 5 weeks



Out-of-State Awards

- Reciprocal states for 2016-17 include DC, DE, MA, OH, VT, and WV
- Eligibility for unique programs of study at schools in non-reciprocal states discontinued beginning with 2017-18

Temporary School Closures

- Closures, or the inability to offer all academic services to all students, on a temporary basis due to severe weather, floods, pandemics, terrorist activities, municipal service failures, faculty strikes, etc.
 - If 7 days or less and students will receive grades, contact PHEAA with details
 - If greater than 7 days, file appeal through Institutional Appeals Committee

ACICS

- Accrediting Council for Independent Colleges and Schools lost recognition from USDE
- 46 schools in PA accredited by ACICS
- 14 campuses have already closed in PA
- ACICS appealing ruling
- Schools remain accredited during the appeal
- SG regulations require accreditation

Senate Majority Policy Committee

- October 17, 2106 Hearing to gather information on student loan transparency
- IN and NE legislation model
- Testifiers included:
 - PHEAA
 - State Related Universities
 - PASSHE
 - PA Community College Commission
 - AICUP

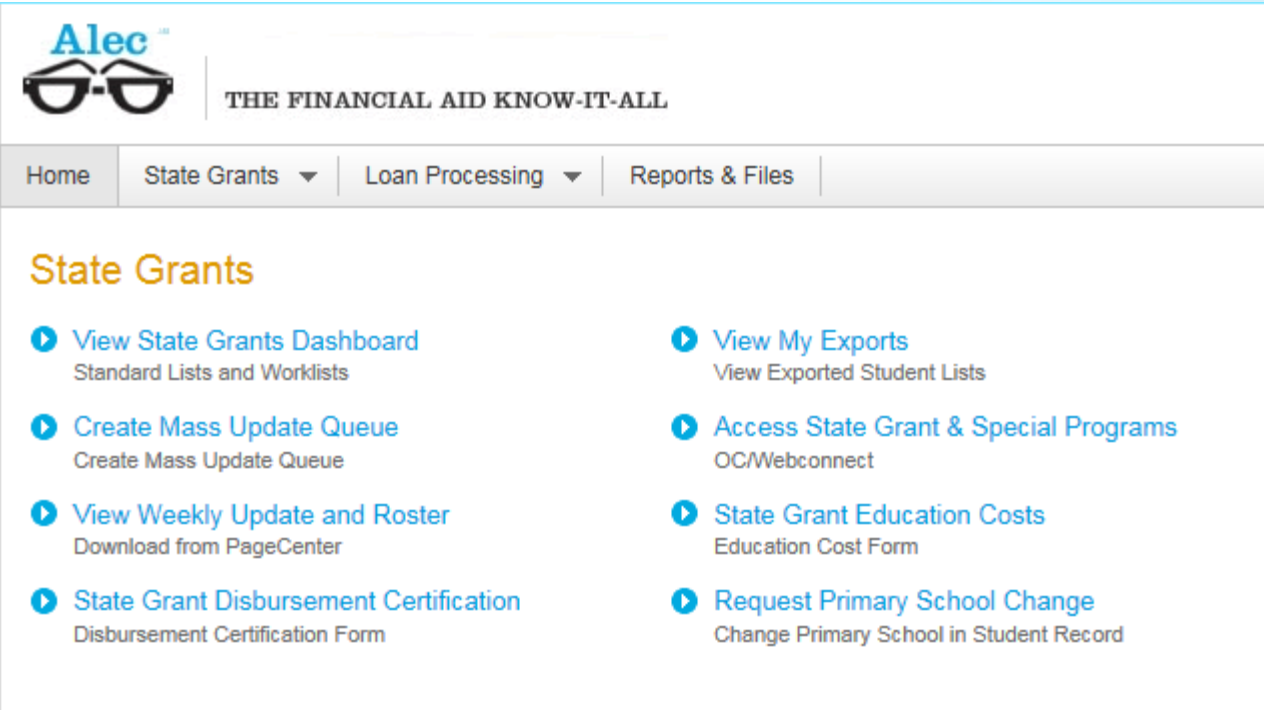
SGDEPP

- Legislation in process to end DE pilot program (Act 59 of 2013) one year early and incorporate DE into overall State Grant program for 2017-18
- HB 2337 and SB 1356
- Eligible institutions are headquartered and domiciled in PA

Headquartered and Domiciled

- A survey to schools to ascertain headquartered and domiciled status required by June 30, 2017 for continued participation in the 2017-18 State Grant Program.
- Two new fields will be added to FG3M: “HQ” and “Offer DE.”

2017-18 Cost on the Web



The screenshot shows the Alec website interface. At the top left is the Alec logo, which consists of the word "Alec" in blue above a pair of black-rimmed glasses. To the right of the logo is the tagline "THE FINANCIAL AID KNOW-IT-ALL". Below the logo and tagline is a navigation bar with the following items: "Home", "State Grants" (with a dropdown arrow), "Loan Processing" (with a dropdown arrow), and "Reports & Files". The main content area is titled "State Grants" in orange. Below this title are eight links, each with a blue play button icon and a sub-link:

- [View State Grants Dashboard](#)
Standard Lists and Worklists
- [View My Exports](#)
View Exported Student Lists
- [Create Mass Update Queue](#)
Create Mass Update Queue
- [Access State Grant & Special Programs](#)
OC/Webconnect
- [View Weekly Update and Roster](#)
Download from PageCenter
- [State Grant Education Costs](#)
Education Cost Form
- [State Grant Disbursement Certification](#)
Disbursement Certification Form
- [Request Primary School Change](#)
Change Primary School in Student Record

Program Review Findings

- Beginning with reviews covering the 2016-17 Award Year:
 - Error Rate calculations will be based on miss-payment of a student award by plus or minus \$50. This includes non-payment of funds to an eligible student
 - An Administrative Findings section will address deficiencies in program administration
 - A Program Improvement Plan (PIP) may be required to address findings

Ready to Succeed Scholarship

- Average family income: \$81,014 - \$83,331
- Average GPA is 3.6

	2014-15	2015-16
Recipients	3,254	3,520
Unfunded Eligible	8,428	7,125
Dollars Awarded	\$4,790,383	\$5,141,371
Dollar Shortfall	\$12,430,218	\$10,415,772

- 192 participating schools

IAG

- Received an appropriation increase for 2016-17 of 2.5%
- Estimated *per capita* for 2016-17 is \$644
- 2015-16 *per capita* is \$616

Special Programs

Chafee Education Training Grant

- 2016-17 annual award amount increased to \$5,000

PA-TIP

- 2016-17 maximum award = \$4,378
- Veterans now eligible for maximum award

Act 101

- Minimum students served reduced to 40

Outreach

- *Funding Your Future* brochure mailed to high school seniors in December
- Updated *PA Student Aid Guide* and many other publications available at pheaa.org



Outreach

- 14 Access Partners ready to assist with financial aid nights, FAFSA Completion events, and other outreach activities
- Contact Will Lindsey at wilindsey@pheaa.org

Program Contacts

- Mailboxes:

- sghelp@pheaa.org
- act101@pheaa.org
- bdbg@pheaa.org
- eap@pheaa.org
- iag@pheaa.org
- swsp@pheaa.org
- matchingfunds@pheaa.org
- paetg@pheaa.org
- path@pheaa.org
- patip@pheaa.org
- pegp@pheaa.org
- rtss@pheaa.org

Questions? Comments?

- Christine Zuzack
 - 717.720.2368
 - czuzack@pheaa.org
- Elizabeth McCloud
 - 717.720.1600
 - emccloud@pheaa.org